



# THAILAND

---

CAMBODIA | INDONESIA

---

# + INDIA



*CONTENTS*

Trip Summary .....	2
Thailand.....	2
Payment Arrangements .....	2
Refund Policy .....	2
Things To Know Before You Go .....	3
About AAT .....	3
About Thailand .....	3
About Bali .....	4
About Cambodia.....	4
About India .....	4
The Itinerary .....	5
Bangkok, Phuket, Bali & Cambodia .....	5
India Extension .....	6
In Depth.....	7
Bangkok City Tour .....	7
Manohra Dinner Cruise.....	8
Phuket: Phi Phi Island Tour .....	8
Bali: Water Temple Tour .....	8
Bali: Udbud Cultural Day Tour .....	9
Damnoen Saduak Floating Market.....	9
Indian Extension .....	10

## TRIP SUMMARY

### Thailand (Max 55)

Base Cost	Total	Monthly
(LO)Land Only (Must Purchase Your Own Flight)	\$1850.00	\$300 Deposit + 9 Payments of \$172.22
(FI)Flight Inclusive Package Leaving from JFK	\$2450.00	\$300 Deposit + 9 Payments of \$238.89
<b>Trip Dates</b>		
October 30 <sup>th</sup> – November 9 <sup>th</sup> (November 15 <sup>th</sup> )		
<b>Included in Base Cost</b>		
(FI)Round Trip Airfare	Breakfast and WiFi	
10 Day Double Occupancy	All Transfers	
All City Taxes	The Highly-Coveted AAT T-Shirt	
Day tour of Bangkok	Ongoing Support of the AAT staff	
Manhora Dinner Cruise	Onsite Photographer + Low-Def Photos	
<b>Add-ons and Upgrades</b>	<b>Total</b>	<b>Monthly</b>
Single Room Upgrade	\$800.00	\$88.89
5 Days in Phuket	\$480.00	\$53.33
5 Days in Bali, Indonesia	\$960.00	\$106.67
2 Days in Siem Reap	\$515.00	\$57.22
India Extension Double Occupancy	\$2215.00	\$246.11
India Extension Single Occupancy	\$2815.00	\$312.77

### Payment Arrangements

- Your \$300 deposit is due by January 25<sup>th</sup>.
- Your first monthly payment will be collected 30 days after your deposit is made or by January 30<sup>th</sup> whichever comes first. Each of the subsequent payments will be collected every 30 days until September 30<sup>th</sup>, for a total of 9 payments (Jan - September).

### Refund Policy

The policy is simple and one I'm sure you will find quite acceptable!

- Your deposit is fully refundable up until the day before the first monthly payment is due, which would be January 30<sup>th</sup>. 50% of your deposit can be applied to a future trip within a year's time of this trip being cancelled.
- 33% of the value of your trip plus your deposit becomes non-refundable on/after March 30<sup>th</sup>.
- 66% of the value of your trip plus your deposit becomes non-refundable on/after June 30<sup>th</sup>.
- The trip becomes 100% non-refundable on/after September 30<sup>th</sup>.
- Any traveler that falls more than 2 payments behind will be removed from the trip and funds will be returned per the above refund policy. Refunds can take up to 30 days from the date requested to process.

# THINGS TO KNOW BEFORE YOU GO

## About AAT

### Detailed Itinerary to be Distributed Upon Receipt of First Monthly Payment

To ensure an intimate and uninvaded experience for our travelers, certain details such as airline names, departure times, hotels and our preparation tips will be withheld until the first monthly payment is received.

### All Details Are Tentative!

Despite the countless hours invested into planning this trip, the circumstance may arise where we must make changes. For example, maybe we might find out that our hotel isn't up to AAT standard or maybe our airline may go belly up bankrupt (this has actually happened)! Whatever occurs we will do everything in our powers to ensure the trip goes on as planned. And if we do have to make a change, that change will result in you going on a trip that is equal or greater than the value of what you originally paid!

### How Do These Add Ons Work?

Good Question! After 5 years and taking hundreds of travelers across the globe, one thing has become apparent; while we as humans innately enjoy being in large groups, it doesn't mean that all members of the group want to do the same thing. For that reason, despite being a group travel company, we design our trips with the individual in mind!

So, if you are someone that is looking to travel in luxury, no worries! Simply check off the business class and/or single room upgrade, and you get to be a part of our group while still having your own unique experience. Moreover, if you are an avid traveler that is looking to make new friends but would rather explore on your own, simply select nothing during checkout and you have 10 Days to explore Thailand at your own pace. And I'm sure there will be plenty of others on the trip to accompany you. The total cost of each add on will be divided amongst your monthly payments and you are free to add or change your add-ons right up until 1 month before departure.

### Traveling Alone?

While the option is there for you to get a single occupancy room if you choose, by no means do you have to select it if traveling alone. We understand that the extra money spent in getting your own room, takes away from the money available to you to splurge on the streets of Thailand!

For that reason, we extend each traveler the option of having us pair you with a suitable roommate for no additional cost. Roommates are paired based upon the answers to their personality questions on their registration form, as well as their ages and even astrological signs. At least 2 months before departure you will be given the contact information of your roommate, giving each of you the opportunity to get properly acquainted.

### The 'Tell-A-Friend' Discount

Do you know someone who may be interested in joining our trip but isn't a member of AAT? Here is your chance to save a little money while bringing them on a trip of a lifetime!

For every traveler that you refer to our trip, you can subtract \$50 from the cost of your trip. There is no limit to the amount of people you can bring, as long as that person has not already traveled with AAT. Be sure to tell your friend to enter your name in the registration form under "How did you hear about this trip?"

Your \$50 discount will be put back on your card once you and your referral have paid in full.

### The Land Package

The Land Package option is for those travelers outside of the New York area that may want to join us. Selecting this option means that you will have to purchase your own flight to meet us in Thailand.

If you select this option, you will have to purchase your flight no later than July 30<sup>th</sup>.

## About Thailand

### Entry Requirements

Your passport must be valid 6 months past the date of entry, with at least 2 blank pages.

No Visas are required

## About Bali

### Entry Requirements

Your passport must be valid 6 months past the date of entry, with at least 2 blank pages.

No Visas are required

## About Cambodia

### Entry Requirements

In order to enter Cambodia your passport must be valid 6 months past the date entry.

Cambodia also requires a visa be purchased to enter. Visas can be purchased in advanced for \$37 by going [HERE](#). You can also purchase your visa at the port of entry, you must have a recent passport size photo in order to do so.

## About India

### Entry Requirements

You are required to apply for a visa starting 120 days prior to departure. Visa can be obtained online by clicking [HERE](#).

Yellow fever is required if you've traveled to an infected area in the past.

# THE ITINERARY

## Bangkok, Phuket, Bali & Cambodia

**Tuesday, October 30<sup>th</sup>**

2:00 AM	Depart From JFK
---------	-----------------

**Wednesday, October 31<sup>st</sup>**

12:30 PM	Arrive in Bangkok
----------	-------------------

3:30 PM	Check into Hotel
---------	------------------

7:00 PM	Host Dinner
---------	-------------

**Thursday, November 1<sup>st</sup>**

8:00 AM	Depart for Tour of Bangkok (Bring AAT T- Shirt)
---------	---

4:30 PM	Return to Hotel
---------	-----------------

5:30 PM	Pickup for Manhora Dinner Cruise
---------	----------------------------------

10:00 PM	Return to Hotel
----------	-----------------

**Friday, November 2<sup>nd</sup>**

**Option 1: 5 Days in Phuket**

8:00 AM	Checkout of Hotel
---------	-------------------

12:25 PM	Depart for Phuket
----------	-------------------

2:10 PM	Arrive in Phuket
---------	------------------

4:00 PM	Check into Hotel
---------	------------------

**Option 2: 5 Days in Bali**

2:00 AM	Checkout out of Hotel
---------	-----------------------

6:00 AM	Depart for Bali, Indonesia
---------	----------------------------

11:00 AM	Arrive in Bali
----------	----------------

2:00 PM	Check into Hotel
---------	------------------

**Saturday, November 3<sup>rd</sup>**

**Option 2: 5 Days in Phuket**

9:00 AM	Phi Phi Island Tour
---------	---------------------

5:00 PM	Return to Hotel
---------	-----------------

**Option 3: 5 Days in Bali**

9:00 AM	Water Temple Tours
---------	--------------------

5:00 PM	Return to Hotel
---------	-----------------

**Sunday, November 4<sup>th</sup>**

**Option 2: 5 Days in Phuket**

Free Time

**Option 3: 5 Days in Bali**

9:00 AM	Ubud Cultural Day Tour
---------	------------------------

7:00 PM	Return to Hotel
---------	-----------------

**Monday, November 5<sup>th</sup>**

**Option 2: 5 Days in Phuket**

Free Time

**Option 3: 5 Days in Bali**

Free Time

**Tuesday, November 6<sup>th</sup>**

**Option 2: 5 Days in Phuket**

8:00 AM	Checkout out of Hotel
---------	-----------------------

11:45 AM	Depart Phuket
----------	---------------

1:10 PM	Arrive in Bangkok
---------	-------------------

3:00 PM	Check into Hotel
---------	------------------

**Option 3: 5 Days in Bali**

8:00 AM	Checkout of hotel
---------	-------------------

1:00 PM	Depart for Bangkok
---------	--------------------

4:00 PM	Arrive in Bangkok
---------	-------------------

6:00 PM	Check into Hotel
---------	------------------

**Wednesday, November 7<sup>th</sup>**

**Option 4: Floating Market Tour**

9:00 AM	Depart Hotel
---------	--------------

5:00 PM	Return to Hotel
---------	-----------------

**Option 5: 2 Days in Siem Reap, Cambodia**

9:55 AM	Depart for Siem Reap, Cambodia
---------	--------------------------------

11:00 AM	Arrive in Siem Reap
----------	---------------------

2:00 PM	Tour of Angor Wat Tour
---------	------------------------

7:00 PM	Check into Hotel
---------	------------------

**Thursday, November 8<sup>th</sup>**

Free Time	Option 5: 2 Days in Siem Reap, Cambodia	
	8:00 AM	Checkout of Hotel/ Banteay Srei temple Tour
	4:55 PM	Depart for Bangkok
	6:00 PM	Arrive in Bangkok
	7:30 PM	Arrive back at hotel

**Friday, November 9<sup>th</sup>**

2:00 AM	Checkout of Hotel	Option 6: Indian Extension	
5:50 AM	Depart Bangkok	5:00 AM	Checkout of the Hotel
1:30 PM	Arrive in New York	8:15 AM	Depart for New Delhi, India
		12:00 PM	Arrive in New Delhi, India
		2:00 PM	Check into Hotel

**India Extension****Friday, November 9<sup>th</sup>**

5:00 AM	Checkout of the Hotel
8:15 AM	Depart for New Delhi, India
12:00 PM	Arrive in New Delhi, India
2:00 PM	Check into Hotel

**Saturday, November 10<sup>th</sup>**

8:00 AM	Checkout of New Delhi Hotel
	New Delhi Half Day Tour
1:00 PM	Depart for Agra
4:00 PM	Check into Agra, Hotel

**Sunday, November 11<sup>th</sup>**

	Tour of Taj Mahal and Agra Fort
2:00 PM	Depart for Jaipur
6:00 PM	Check into Jaipur Hotel

**Monday, November 12<sup>th</sup>**

9:00 AM	Jaipur Day Tour
5:00 PM	Return to Hotel

**Tuesday, November 13<sup>th</sup>**

3:00 PM	Check into New Delhi Hotel
---------	----------------------------

**Wednesday, November 14<sup>th</sup>**

9:00 AM	Checkout of Hotel
1:50 PM	Depart for Bangkok
7:35 PM	Arrive in Bangkok
9:00 PM	Check into Bangkok Airport Hotel

**Thursday, November 15<sup>th</sup>**

3:00 AM	Checkout of Hotel
5:50 AM	Depart for JFK
1:30 PM	Arrive in New York



## IN DEPTH

### Bangkok City Tour

#### Grand Palace




The Grand Palace has an area of 218,400 sq. meters and is surrounded by walls built in 1782. The length of the four walls is 1,900 meters. Within these walls are situated government offices and the Chapel Royal of the Emerald Buddha besides the royal residences.

When Siam restored law and order after the fall of Ayutthaya the monarch lived in Thonburi on the west side of the river. Rama I, on ascending the throne, moved the center of administration to this side of the Chao Phraya; and, after erecting public monuments such as fortifications and monasteries, built a palace to serve not only as his residence but also his offices--the various ministries, only one of which remains in the palace walls.

This palace came to be known as the Grand Palace, in which the earliest edifices contemporary with the foundation of Bangkok were the two groups of residences named the Dusit Maha Prasat and the Phra Maha Monthian.

#### Wat Phra Kaew

Wat Phra Kaew or the Temple of the Emerald Buddha (officially known as Wat Phra Sri Rattana Satsadaram) is regarded as the most important Buddhist temple in Thailand. Located in the historic centre of Bangkok, within the grounds of the Grand Palace, it enshrines Phra Kaew Morakot (the Emerald Buddha), the highly-revered Buddha image meticulously carved from a single block of jade. The Emerald Buddha (Phra Putta Maha Mani Ratana Patimakorn) is a Buddha image in the meditating position in the style of the Lanna school of the north, dating from the 15th century AD.



#### Wat Pho



Just behind the opulent extravagance of the Temple of the Emerald Buddha stands Wat Phra Chetuphon, which is more commonly known by its old name of Wat Po. Most western tourists don't get past the temple's huge reclining Buddha, but there is actually much more to see than the one colossal statue. The temple is actually much older than the city of Bangkok itself. It was founded in the seventeenth century, making it the oldest temple in Bangkok. The name Wat Po comes from its original name of Wat Potaram. King Rama I, the founder of Bangkok, enlarged the temple, installed many statues and other artifacts recovered from Ayutthaya, and renamed the temple Wat Phra Chetuphon in 1801.

#### Wat Arun

Wat Arun, locally known as Wat Chaeng, is situated on the west (Thonburi) bank of the Chao Phraya River. It is easily one of the most stunning temples in Bangkok, not only because of its riverside location, but also because the design is very different to the other temples you can visit in Bangkok. Wat Arun (or temple of the dawn) is partly made up of colourfully decorated spires and stands majestically over the water. Wat Arun is almost directly opposite Wat Pho, so it is very easy to get to. From Sapphan Taksin boat pier you can take a river boat that stops at pier 8.





### Manohra Dinner Cruise

A moonlight dinner cruise down the mighty Chao Phraya River is the most leisurely and romantic way to view the sights of old-time Bangkok that line the banks on either side. The Grand Palace, Wat Arun (Temple of the Dawn) and many other Chinese inspired temples are brightly lit and make an amazing backdrop. Anantara's Manohra Cruise adds a touch of luxury to the proceedings with a sit-down banquet and traditional, warm Thai service on board one of three restored antique rice barges.



### Phuket: Phi Phi Island Tour



Explore the beautiful Phi Phi Islands and beat the crowds there by travelling by speedboat on this tour. Your experienced professional guide will see that your enjoyment of such fantastic sites as Maya Bay, Viking Cave and Monkey Beach are not spoiled by hundreds of other tourists attempting to enjoy the view. The Phi Phi Islands are widely regarded as a must-see while staying in Phuket. They feature striking limestone cliffs surrounded by white-sand beaches and crystal-clear tropical seas full of vibrant corals and friendly fish. Maya Bay is the most famous of the sites to see, it being the setting for the Leonardo DiCaprio movie The Beach. Viking Cave is also a very interesting spot, where ancient paintings appear to depict Viking longships.

### Bali: Water Temple Tour

This full-day private tour takes you to the famous Hindu water temples of Bali. See the iconic Pura Tanah Lot, Bali's most photographed temple, situated in the midst of the Indian Ocean. You'll also visit Pura Ulun Danu Bratan, with majestic views of its namesake lake, and Taman Ayun Temple, whose royal grounds date back to the 17th century. Hear fascinating commentary from your own personal guide along the way



### Bali: Udbud Cultural Day Tour



Learn about Balinese culture, architecture and traditions on a full-day tour with a knowledgeable guide. Tour Ubud Palace, watch the Barong Dance; visit Batuan Temple and Goa Gajah Temple (Elephant Cave) and stop at a village that specialized in quality Balinese art. Learn about long-tailed monkey conservation and the Hindu temples at Ubud Monkey Forest; admire the scenery of the Tegalalang Rice Terrace and stop to purchase lunch at a local eatery. Enjoy gorgeous scenery and informative commentary throughout the day.

### Damnoen Saduak Floating Market



If you want to visit a traditional floating market in Bangkok, then Damnoen Saduak may not be your thing; it's a tourist haven and is home to throngs of foreigners at weekends. To get to the market from Bangkok you need to board a bus at the Southern Bus Terminal; the journey takes approximately two hours. Of course, you can also barter with a local taxi driver to establish a reasonable fare for the round trip. You need to be aware that when you get to the Damnoen Saduak area you will be approached to join several boats trips to the market. It's far cheaper and quicker to catch a bus or take a taxi and then hire a boat to take a short trip later if it's something you really want to do. Once you get to the market it's a fun experience and very tourist savvy. You'll be able to take photographs of the endless

array of boats and the local ladies with their wooden sticks that they use to take the money from you and pass you your purchase. Damnoen Saduak is the tourist spot of floating markets; it's not the most traditional, but you will have some great photos of your trip.

## Indian Extension



### Half Day Tour of New Delhi

Prior to your journey to Agra, spend about three hours visiting Qutb Minar, Lotus Temple, and India Gate, learning about these monuments from your guide, and drive by Parliament House, President's Palace, and the secretariat buildings.



Qutab Minar is a soaring, 73 m-high tower of victory, built in 1193 by Qutab-ud-din Aibak immediately after the defeat of Delhi's last Hindu kingdom. The tower has five distinct storeys, each marked by a projecting balcony and tapers from a 15 m diameter at the base to just 2.5 m at the top. The first three storeys are made of red sandstone; the fourth and fifth storeys are of marble and sandstone. At the foot of the tower is the Quwwat-ul-Islam Mosque, the first mosque to be built in India. An inscription over its eastern gate provocatively informs that it was built with material obtained from demolishing '27 Hindu temples'. A 7 m-high iron pillar stands in the courtyard of the mosque. It is said that if you can encircle it with your hands while standing with your back to it your wish will be fulfilled.

Located in the national capital of New Delhi, the Lotus Temple is an edifice dedicated to the Baha'i faith. The magnificent structure of this building unfolds in the form of a stupendous white petal lotus and is one of the most visited establishments in the world. The design of this shrine was conceptualized by Canadian architect Fariborz Sahba and was completed in the year 1986. This temple seeks to propagate the oneness of the Almighty and is open to all regardless of their nationality, religion, race or gender. The Lotus temple it is one of the seven Baha'i House of Worship present around the world.



The India Gate is located in the center of New Delhi, the capital of India. It was made by Edwin Lutyens in 1921. This landmark in Delhi commemorates the members of the erstwhile British Indian Army who sacrificed their lives fighting for the Indian Empire in the Afghan Wars and World War.

After India got its independence, India Gate became the site of Amar Jawan Jyoti - Indian Army's Tomb of the Unknown Soldier. It is counted among the largest war memorials in India.

The Shrine of the Amar Jawan Jyoti is burning since 1971. It represents the flame of the immortal warrior that marks the Tomb of the Unknown Soldier. The shrine is made of black marble with a rifle placed on its barrel. This rifle is crested by a soldier's helmet. The words- "Amar Jawan" (Immortal Warrior) is inscribed in gold on each face of the cenotaph which is placed on an edifice. The edifice has four torches on its four corners, these torches are kept alive.

### Agra Day Tour

Watch the sun rise over the Taj Mahal as your guide shares its history as a tomb built by Mughal Emperor Shahjahan in 1630 to enshrine his wife. Enjoy breakfast at your hotel and then spend two hours visiting Agra Fort as your guide reveals the marvels of its palaces, balconies, and gardens



The Taj Mahal is located on the right bank of the Yamuna River in a vast Mughal garden that encompasses nearly 17 hectares, in the Agra District in Uttar Pradesh. It was built by Mughal Emperor Shah Jahan in memory of his wife Mumtaz Mahal with construction starting in 1632 AD and completed in 1648 AD, with the mosque, the guest house and the main gateway on the south, the outer courtyard and its cloisters were added subsequently and completed in 1653 AD. The existence of several historical and Quranic inscriptions in Arabic script have facilitated setting the chronology of Taj Mahal. For its construction, masons, stone-cutters, inlayers, carvers, painters, calligraphers, dome builders and other artisans were requisitioned from the

whole of the empire and also from the Central Asia and Iran. Ustad-Ahmad Lahori was the main architect of the Taj Mahal.



With the Taj Mahal overshadowing it, one can easily forget that Agra has one of the finest Mughal forts in India. Walking through courtyard after courtyard of this palatial red-sandstone and marble fortress, your amazement grows as the scale of what was built here begins to sink in. Its construction along the bank of the Yamuna River was begun by Emperor Akbar in 1565. Further additions were made, particularly by his grandson Shah Jahan, using his favourite building material – white marble. The fort was built primarily as a military structure, but Shah Jahan transformed it into a palace, and later it became his gilded prison for eight years after his son Aurangzeb seized power in 1658.



#### Jaipur Day Tour

After breakfast, travel to Amber Fort, the capital of Rajasthan until 1728, and follow your guide on a two-hour tour of its palaces, squares, and monuments. Head down the hill to Jal Mahal, a palace floating on Man Sagar Lake, for a photo opportunity. There will be time for lunch and then you'll spend two hours exploring Maharaja's City Palace, then head to Jantar Mantar, an observatory built by Rajput King Sawai Jai Singh, to explore for about one and a half hours. Drive past Hawa Mahal (Palace of Winds) before returning to your hotel.

The Jal Mahal was built by Maharaja Madho Singh I to serve as a lodge for his duck hunting parties. The Mahal is a testament to the bond that was formed between the Rajput's and Mughal Empire. The architecture of the palace has resemblance of both types of construction.



The beauty of the palace was enhanced by many generations of Maharajas. For example Maharaja Jai Singh II added to the beauty of the palace by creating gardens to make the Jal Mahal more picturesque. After generations of creativity we today have the magnificence of the "water palace".



A complex of courtyards, gardens and buildings, the impressive City Palace is right in the centre of the Old City. The outer wall was built by Jai Singh II, but within it the palace has been enlarged and adapted over the centuries. There are palace buildings from different eras, some dating from the early 20th century. It is a striking blend of Rajasthani and Mughal architecture.





